

Canvas Studio

The Next-Generation Video Platform



CANVAS STUDIO IN A NUTSHELL

Instructors can:

- Deliver, host, and organize video content
- Promote active student engagement through in-video commenting and quizzing
- See who's watched videos and where they may be losing interest

Students can:

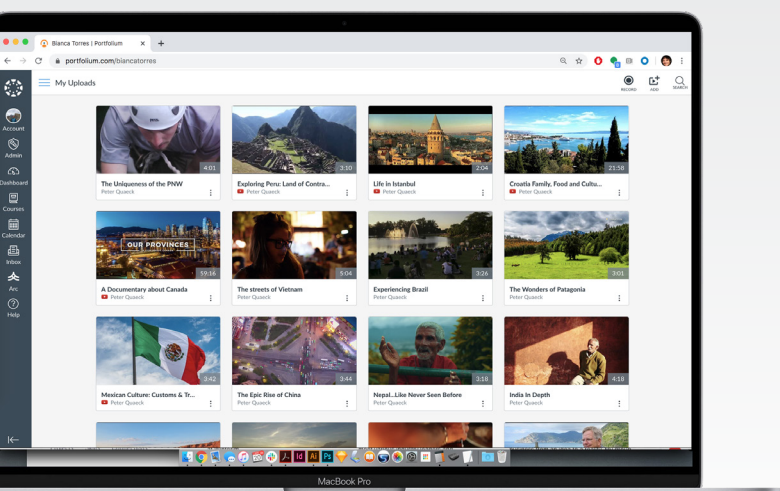
- Stream video across platforms and devices
- Engage with content by sharing questions and insights directly within a video
- Provide video evidence of learning with integrated content-creation tools

Administrators can:

- Deliver, host, and organize video content in a cost-effective manner
- Give teachers and students a powerful new tool for achieving educational goals

Videos aren't just an international pastime. They're also a valuable way to enhance teaching and learning. But introducing video to the classroom isn't always as easy as it seems. After all, you want active engagement rather than passive playing. You want students not just to consume, but also to comprehend and critique. Read and react. Get and give knowledge. Is that so much to ask? Not with Canvas Studio.

Studio provides a robust set of tools for creating and delivering novel interactive digital learning experiences. It enables content creation, in-video discussions, embedded quizzes, and more. The end result is a media platform that drives interaction and participation—not just indifferent consumption.

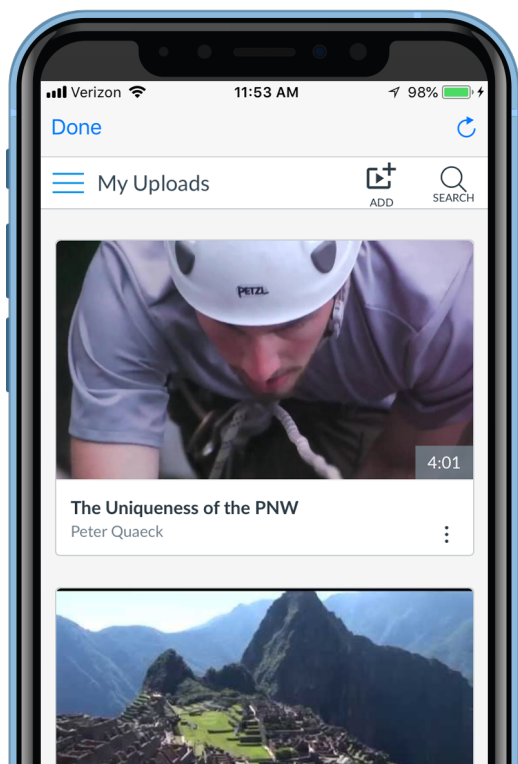


What's in it for Faculty?

Canvas Studio makes it easy to create video lectures, welcome messages, and so much more. Upload video from external sources like YouTube or your smartphone directly to Studio and embed it throughout Canvas courses. In fact, access Studio anywhere Canvas's rich content editor is available.

Quiz students as they progress through a video with embedded questions that appear in the timeline. Students then get immediate feedback on their scores, which transfer directly to Canvas GradeBook.

You can also use Studio as a submission type when administering assignments. For example, ask students to record a two-minute video explaining a concept or skill. Then lean on integrated SpeedGrader functionality to apply rubrics and provide quick and targeted feedback in Canvas.



What's in it for Students?

No more searching for videos on assorted websites with forgotten logins. Canvas Studio lets students access, create, and upload all the video assets they need right from Canvas. They just click on the Canvas Studio icon in the left nav of the Canvas LMS homepage to view, create, or interact with video.

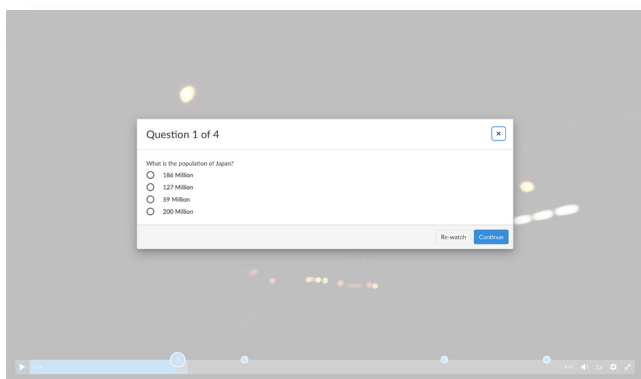
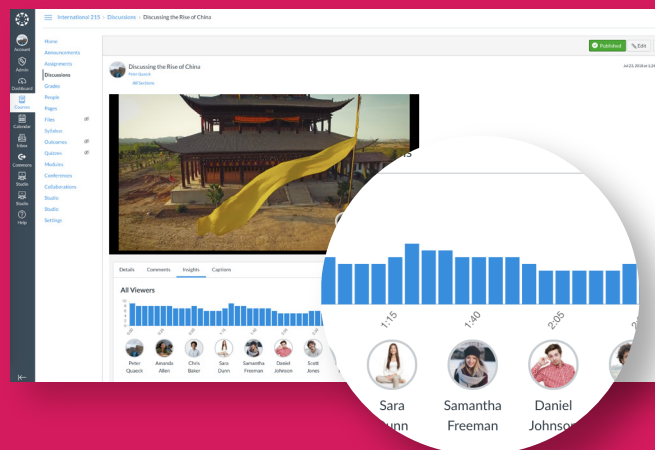
Students can engage with the content by commenting directly on videos embedded in Studio. Or submit a video as part of any project. Their instructors can then watch the video and leave inline comments throughout it.

Students can also seamlessly capture their screens and upload images to Studio. Record videos with a webcam or upload content to Canvas by simply dragging and dropping a file. And faculty can enable a link that lets students download and view videos offline, giving them the freedom to consume the content in whatever way works best for them.

Tracking all that Engagement

Canvas Studio gives you useful analytics and insights—like which videos students are watching, which parts, and for how long. You can even see data for an overall class or zoom in on specific students. It all adds up to deep, invaluable insight on how students consume video and how to engage with them more meaningfully.

As Studio encourages active learning, it also provides a feedback loop for teachers and course designers to better understand what video content is effective. Then you can better organize your videos in the taxonomy that works best for you and arrange files by videos uploaded and shared.



Add Canvas Studio to Your Toolkit

Engagement is essential for educators. That's especially true with so many students learning online right now. And it's not just the content of videos that needs to engage, but also the activities around it. Videos must inspire meaningful interaction between teachers and students, as well as students and their peers. It helps that Studio's in-depth analytics let faculty measure that engagement to find out what's working and what's not.

It takes both technology and strategy to successfully integrate video into the online classroom. Canvas Studio gives you a single, integrated toolkit for harnessing the power of media to elevate learning. One product. One price. Access for all. Endless video possibilities.